



Product Specifications

Custom Oligo Synthesis, antisense oligos, RNA oligos, chimeric oligos, Fluorescent dyes, Affinity Ligands, Spacers & Linkers, Duplex Stabilizers, Minor bases, labeled oligos, Molecular Beacons, siRNA, phosphonates
Locked Nucleic Acids (LNA); 2'-5' linked Oligos

Oligo Modifications

For research use only. Not for use in diagnostic procedures for clinical purposes.

Dendrimer Introduction

Branch Doubler C2, Branch Doubler C8, Trebler and Long Trebler Dendrimer are oligonucleotide modifications that can be added to synthetic oligos to create branches. Multiple additions of these branching modifications are primarily used to add/conjugate ligands, fluorescent labels, tags and other modifications to increase sensitivity and multiple attachment points.

The addition of multiple tags at the end of an oligo is of particular interest in nano-sensor and solid phase attachment applications. Similarly multiple ligands at the 5' end of synthetic oligo probes increases sensitivity.

Dendrimer Design Protocols

-

Dendrimer Applications

-

References

-

Modification	Catalog Number
Dendrimer Branch Doubler C2	26-6660
Dendrimer Branch Doubler C8	26-6661
Dendrimer Branch Trebler	26-6662
Dendrimer Branch Trebler Long	26-6663



Product Specifications

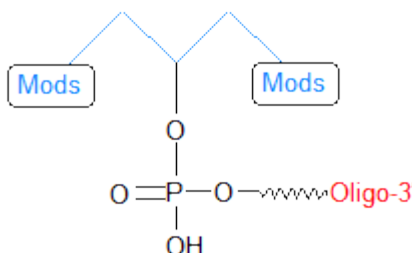
Custom Oligo Synthesis, antisense oligos, RNA oligos, chimeric oligos, Fluorescent dyes, Affinity Ligands, Spacers & Linkers, Duplex Stabilizers, Minor bases, labeled oligos, Molecular Beacons, siRNA, phosphonates Locked Nucleic Acids (LNA); 2'-5' linked Oligos

Oligo Modifications

For research use only. Not for use in diagnostic procedures for clinical purposes.

Dendrimer Branch Doubler C2

Category	Dendrimer
Modification Code	DndDC2
Reference Catalog Number	26-6660
5 Prime	Y
3 Prime	Y
Internal	Y
Molecular Weight(mw)	196



Dendrimer Branch Doubler C2
[26-6660-XX]

Branch Doubler C2, Branch Doubler C8, Trebler and Long Trebler Dendrimer are oligonucleotide modifications that can be added to synthetic oligos to create branches. Multiple additions of these branching modifications are primarily used to add/conjugate ligands, fluorescent labels, tags and other modifications to increase sensitivity and multiple attachment points.

The addition of multiple tags at the end of an oligo is of particular interest in nano-sensor and solid phase attachment applications. Similarly multiple ligands at the 5' end of synthetic oligo probes increases sensitivity.



Product Specifications

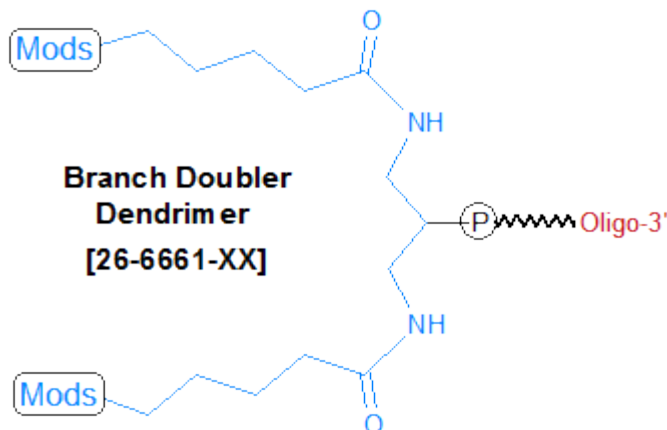
Custom Oligo Synthesis, antisense oligos, RNA oligos, chimeric oligos, Fluorescent dyes, Affinity Ligands, Spacers & Linkers, Duplex Stabilizers, Minor bases, labeled oligos, Molecular Beacons, siRNA, phosphonates Locked Nucleic Acids (LNA); 2'-5' linked Oligos

Oligo Modifications

For research use only. Not for use in diagnostic procedures for clinical purposes.

Dendrimer Branch Doubler C8

Category	Dendrimer
Modification Code	DndDC8
Reference Catalog Number	26-6661
5 Prime	Y
3 Prime	Y
Internal	Y
Molecular Weight(mw)	351.31



Branch Doubler C2, Branch Doubler C8, Trebler and Long Trebler Dendrimer are oligonucleotide modifications that can be added to synthetic oligos to create branches. Multiple additions of these branching modifications are primarily used to add/conjugate ligands, fluorescent labels, tags and other modifications to increase sensitivity and multiple attachment points.

The addition of multiple tags at the end of an oligo is of particular interest in nano-sensor and solid phase attachment applications. Similarly multiple ligands at the 5' end of synthetic oligo probes increases sensitivity.



Product Specifications

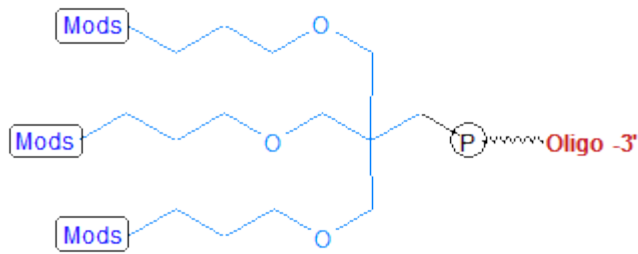
Custom Oligo Synthesis, antisense oligos, RNA oligos, chimeric oligos, Fluorescent dyes, Affinity Ligands, Spacers & Linkers, Duplex Stabilizers, Minor bases, labeled oligos, Molecular Beacons, siRNA, phosphonates Locked Nucleic Acids (LNA); 2'-5' linked Oligos

Oligo Modifications

For research use only. Not for use in diagnostic procedures for clinical purposes.

Dendrimer Branch Trebler

Category	Dendrimer
Modification Code	DndTr
Reference Catalog Number	26-6662
5 Prime	Y
3 Prime	Y
Internal	Y
Molecular Weight(mw)	370.33



Dendrimer Branch Trebler
[26-6662-XX]

Branch Doubler C2, Branch Doubler C8, Trebler and Long Trebler Dendrimer are oligonucleotide modifications that can be added to synthetic oligos to create branches. Multiple additions of these branching modifications are primarily used to add/conjugate ligands, fluorescent labels, tags and other modifications to increase sensitivity and multiple attachment points.

The addition of multiple tags at the end of an oligo is of particular interest in nano-sensor and solid phase attachment applications. Similarly multiple ligands at the 5' end of synthetic oligo probes increases sensitivity.



Product Specifications

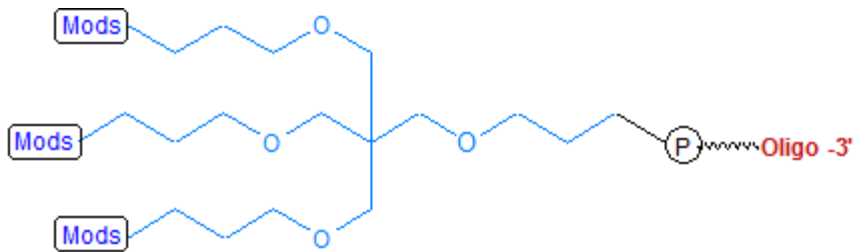
Custom Oligo Synthesis, antisense oligos, RNA oligos, chimeric oligos, Fluorescent dyes, Affinity Ligands, Spacers & Linkers, Duplex Stabilizers, Minor bases, labeled oligos, Molecular Beacons, siRNA, phosphonates Locked Nucleic Acids (LNA); 2'-5' linked Oligos

Oligo Modifications

For research use only. Not for use in diagnostic procedures for clinical purposes.

Dendrimer Branch Trebler Long

Category	Dendrimer
Modification Code	DndTrL
Reference Catalog Number	26-6663
5 Prime	Y
3 Prime	Y
Internal	Y
Molecular Weight(mw)	428.41



Dendrimer Branch Trebler Long
[26-6663-XX]

Branch Doubler C2, Branch Doubler C8, Trebler and Long Trebler Dendrimer are oligonucleotide modifications that can be added to synthetic oligos to create branches. Multiple additions of these branching modifications are primarily used to add/conjugate ligands, fluorescent labels, tags and other modifications to increase sensitivity and multiple attachment points.

The addition of multiple tags at the end of an oligo is of particular interest in nano-sensor and solid phase attachment applications. Similarly multiple ligands at the 5' end of synthetic oligo probes increases sensitivity.