



## Certificate of Analysis & Product Manual

Custom siRNA, SmartBase™ siRNA  
RNAi Explorer™  
Custom Primers and Probes

### Control siRNA Duplexes & RNAi Explorer™

**Catalog No.:** See Material Supplied List

**Storage Condition:** See Material Supplied List

For Research Use Only. Not for use in diagnostic procedures for clinical purposes



## Certificate of Analysis & Product Specifications

The control siRNA are chemically synthesized as a single strand. These are processed and quality control assessed for purity and integrity using denaturing polyacrylamide gel electrophoresis. Complementary strands are annealed on a equimolar basis and lyophilized. Absorbance at A260 nm is recorded and the nmols calculated using the exact sequence physical parameters.

**Manufacturing lot numbers are stated on the label of each product and accompanying packing slip.**

Please consult and save enclosed 'Order Specifications' sheet with a clearly marked order number and or lot number, this gives order specific data including the exact nmol quantity supplied of each duplex.

REF

### Product Label Information

Control siRNA Duplexes			
	Catalog Number	Qty	Product
<b>Negative Controls; non-silencing siRNA for human, mouse and rat</b>			
<input type="checkbox"/>	27-6411-05	5 nmols	Negative Control unlabeled, non-silencing
<input type="checkbox"/>	27-6411-20	20 nmols	Negative Control unlabeled, non-silencing
<input type="checkbox"/>	27-6411-02FL	2 nmols	Negative Control FL labeled, non-silencing
<input type="checkbox"/>	27-6411-10FL	10 nmols	Negative Control FL labeled, non-silencing
<input type="checkbox"/>	27-6411-20FL	20 nmols	Negative Control FL labeled, non-silencing
<b>Positive Controls; Unlabeled, Verified high efficiency silencing of target gene</b>			
<input type="checkbox"/>	27-6412-05	5 nmols	Human Vimentin; NM_003380
<input type="checkbox"/>	27-6412-20	20 nmols	Human Vimentin; NM_003380
<input type="checkbox"/>	27-6413-05	5 nmols	Human Beta Actin; NM_001101
<input type="checkbox"/>	27-6413-20	20 nmols	Human Beta Actin; NM_001101
<input type="checkbox"/>	27-6414-05	5 nmols	Mouse Beta Tubulin; AF312873
<input type="checkbox"/>	27-6414-20	20 nmols	Mouse Beta Tubulin; AF312873
<input type="checkbox"/>	27-6415-05	5 nmols	Rat Chromogranin-A; NM_021655
<input type="checkbox"/>	27-6415-20	20 nmols	Rat Chromogranin-A; NM_021655
<input type="checkbox"/>	27-6416-05	5 nmols	Human GAPDH; NM_002046
<input type="checkbox"/>	27-6416-20	20 nmols	Human GAPDH; NM_002046
<b>Positive Controls: Fluorescein Labeled, Verified high efficiency silencing of target gene</b>			
<input type="checkbox"/>	27-6412-02FL	2 nmols	Human Vimentin; NM_003380; FL labeled
<input type="checkbox"/>	27-6412-10FL	10 nmols	Human Vimentin; NM_003380; FL labeled
<input type="checkbox"/>	27-6413-02FL	2 nmols	Human Beta Actin; NM_001101; FL labeled
<input type="checkbox"/>	27-6413-10FL	10 nmols	Human Beta Actin; NM_001101; FL labeled
<input type="checkbox"/>	27-6414-02FL	2 nmols	Mouse Beta Tubulin; AF312873; FL labeled
<input type="checkbox"/>	27-6414-10FL	10 nmols	Mouse Beta Tubulin; AF312873; FL labeled
<input type="checkbox"/>	27-6415-02FL	2 nmols	Rat Chromogranin-A; NM_021655; FL labeled
<input type="checkbox"/>	27-6415-10FL	10 nmols	Rat Chromogranin-A; NM_021655; FL labeled
<input type="checkbox"/>	27-6416-02FL	2 nmols	Human GAPDH; NM_002046; FL labeled
<input type="checkbox"/>	27-6416-10FL	10 nmols	Human GAPDH; NM_002046; FL labeled
<input type="checkbox"/>	27-6417-02FL	2 nmols	Human/Mouse/Rat GAPDH; NM_002046; FL labeled
<input type="checkbox"/>	27-6417-10FL	10 nmols	Human/Mouse/Rat GAPDH; NM_002046; FL labeled


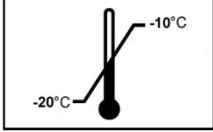




### Handling & Storage

Follow established stringent RNase free handling conditions.

The lyophilized siRNA duplex should be stored immediately at -20° C. The lyophilized siRNA is stable for ~6 months at -20° C.

## Control siRNA Duplexes

For research use only. Not for use in diagnostic procedures for clinical purposes.

		
<b>Research Use Only</b>	<b>Storage</b> Store at -20°C to -10°C	<b>Lot Number</b> Stated on product tube and packing slip
		
<b>Expiry</b> Six Months from Date of Shipment	<b>Instructions</b> Consult product manual	<b>QR Code</b> Visit Gene Link website for product details

### Handling & Storage

All siRNA are shipped lyophilized at room temperature. These are stable when kept lyophilized at room temperature. Follow established stringent RNase free handling conditions. The lyophilized siRNA duplex should be stored immediately at -20° C. The lyophilized siRNA is stable for ~6 months at -20° C.

### \*RNAi and siRNA

RNA interference (RNAi) is a specific and sequence dependent targeted gene silencing activity. RNAi acts by post transcriptional degradation of mRNA by small interfering RNAs (siRNA's) of the same sequence. The silencing approaches 100% and has to be empirically determined and optimized. Not every siRNA can effectively down regulate a gene. The process of RNA interference varies by individual siRNA while some do not exhibit any interference at all.

## Product Description & Application

### RNA Interference

RNAi Explorer™ from Gene Link is a series of product and services to aid researchers in exploring RNA interference. The online search and design algorithms for siRNA or shRNA are developed based on current known guidelines. You can place an order for the Guaranteed RNAi Explorer™ kit by simply providing Gene Link the appropriate Gene ID or Accession Number of your gene of interest. Alternatively, you can design your own siRNA or shRNA at Gene Link's website.

### siRNA Synthesis

The siRNA duplexes provided are synthesized as a single strand oligo and annealed after complete deprotection and purification steps are completed. Gene Link utilizes the most reliable standard RNA synthesis chemistry. The RNA duplex is supplied lyophilized and ready to use.

### Handling & Storage

Follow established stringent RNase free handling conditions.

The lyophilized siRNA duplex should be stored immediately at -20° C. The lyophilized siRNA is stable for ~6 months at -20° C.

### Preparation of siRNA for Transfection

Dissolve the lyophilized siRNA duplex in RNase-free deionized water as follows to give a final concentration of 20 µmolar. Incubate the siRNA at 90° C for 1 minute, then at 37° C for 60 minutes.

Once it is dissolved, the siRNA should be aliquoted and stored at -80° C. For long term storage the siRNA can be ethanol precipitated in the following manner:

1. Add 1/10<sup>th</sup> volume of 10 M ammonium acetate.
2. Add 3 volumes of absolute ethanol and vortex briefly.
3. Store at -80° C.
4. When ready for use centrifuge at 14,000 x g for ten minutes.
5. Remove supernatant and leave the tube open to the air for 30 minutes in order to allow any residual alcohol to evaporate.
6. Dissolve in RNase-free deionized water as previously described.

#### Cell Transfection

1. Twenty-four hours prior to transfection, incubate a 24-well tissue culture plate with 2-10 x 10<sup>4</sup> exponentially growing adherent cells per well.
2. Grow the cells overnight in an appropriate volume of growth medium. Cells should be approximately 40-70% confluent at the time of transfection.
3. Combine the siRNA and transfection reagent\* according to the manufacturers specifications. In most cases this should be done in the absence of serum and antibiotics.
4. Remove the old medium from the cells and replace with fresh serum-containing medium.
5. Add the siRNA-transfection reagent complex.
6. Incubate the cells from 4-72 hours.
7. Perform appropriate assays to assess gene expression.

Partial list of commercially available transfection reagents: siPORT Amine Transfection Reagent from Ambion; BLOCK-IT Dicer RNAi Transfection kit from Invitrogen; TransIT-TKO siRNA Transfection Reagent from Mirus; RNAifect Transfection Reagent from Qiagen; GeneEraser siRNA Transfection Reagent from Stratagene and RiboJuice siRNA transfection Reagent from Novagen.

### Controls for RNAi experiments

A negative control should also be included when performing siRNA experiments to eliminate the possibility of nonspecific silencing effects. For this purpose, Gene Link provides a siRNA sequence that has been shown to have no effect on gene silencing. The negative control siRNA is also available labeled with fluorescein, which allows transfection efficiency to be tracked by fluorescent microscopy. When monitoring transfection efficiency it should be noted that the pH indicator, phenol red, used in most culture media should be omitted as it interferes with fluorescent analysis.

Transfection conditions can be optimized further by the use of positive controls which consist of siRNA sequences that have been proven to be gene specific silencers.

### Analyzing gene silencing

Gene silencing can be analyzed at either the protein or the mRNA level. Protein expression analysis is by western blotting, immunofluorescence, or FACS®. At the mRNA level gene silencing can be monitored by real-time RT-PCR, northern blotting, or microarray analysis. All gene expression data should be compared with levels of a non-related gene, such as beta actin or GAPDH, to normalize for variable amounts of RNA in different samples. Primers as well as Taqman probes and Molecular Beacons for beta actin and GAPDH are available from Gene Link.

### Primer design for RT-PCR

Primers should be designed to amplify a region of the cDNA that spans an exon-exon boundary in order to prevent amplification from contaminating genomic DNA. Furthermore, primers should be designed to amplify the region flanking the siRNA binding site as partially degraded target mRNA, while no longer functional, may act as a template for PCR.

### Troubleshooting & FAQ's

#### Low transfection efficiency

- ◆ When monitoring transfection efficiency by fluorescence uptake, measurements should be performed within 4-8 hours following transfection. After 8 hours the fluorescent signal may weaken even though the siRNA remains stable.
- ◆ Confirm that the medium used for formation of the siRNA-transfection reagent complex is serum-free.
- ◆ The transfection medium also should not contain polyanions such as heparin or dextran sulfate.
- ◆ Be sure the cell density at the time of transfection is optimal. The most favorable cell density for transfection is typically 40-70% confluence.
- ◆ Optimize the amount of transfection reagent by using a range of concentrations according to the manufacturer's recommendations.

#### Small or no gene silencing effect

- ◆ Monitoring of gene expression may be too soon to observe changes. This is particularly true if levels of protein expression are being monitored. A time course experiment should be performed to determine the optimal time for analysis.
- ◆ Perform a positive control experiment using a siRNA duplex that has been shown to be effective in gene silencing. Positive control siRNAs for human, mouse, and rat cell lines are available from Gene Link.

**What are my siRNA delivery options?**

Delivery of siRNA directly in cells can be achieved by using microinjection or electroporation. Another popular option is the use of transfection reagent. Specialized siRNA-delivery reagents are supplied by several companies. Please consult the transfection reagent vendor's protocol for detailed information for the exact requirements and procedure. Careful optimization of variable factors should be ensured for all initial transfection experiment. It is based on this and further optimization that reproducible gene knock out results will be obtained. Usually RNAi effect is seen within 4 hours and the maximum down regulation observed in 24-48 hrs. The effect lasts several cell generations and from 4-10 days depending on cell culture type.

**How does purity of synthetic siRNA's affect RNAi?**

RNAi is a sequence specific chain of events. Chemical synthesis of siRNA's is based on coupling of bases to yield a particular sequence. The yield and purity depends on the coupling efficiency. Gene Link siRNA's can be used without further purification, but Gene Link recommends purified siRNA's for use in transfection.

**What concentration of siRNA is most effective?**

As low as 1 nM concentration of siRNA have been shown to be effective in exhibiting RNAi. Initial experiments should be done at varying concentrations from 1-10 nM. Some reports have used as high as 25nM concentrations. High quality siRNA's should be used.

**How do I quantify down regulation?**

RNAi down regulates a gene function without actually interacting with the gene. The subtle action is by mRNA degradation. Thus the degree of RNA interference achieved is directly proportional to the level of mature mRNA and the translated proteins. The options are:

1. Measurements of target protein (enzyme) activity. This option is suitable if a robust assay is available or has been in prior use. The assay would vary by the nature of the protein product.
2. Measurement of target mRNA level. This is the preferred method as it directly quantifies the level of mRNA. Quantitative PCR is very effective in measuring relative amount of target sequence. This can be achieved simply by SYBR green or by the use of TaqMan or Molecular Beacons.

**References for further information**

1. Elbashir, S.M., Harborth, J., Lendeckel, W., Yalcin, A., Weber, K. and Tuschl, T. (2001) *Nature*, 411, 494-498.
2. Yu, Jenn-Yah, DeRuiter, S.L, and Turner, D.L. (2002) *PNAS*, 99, 6047-6052.
3. Gunther, S., Hanna, D., William B., K., Nicole, R., Marc H., S., Clare M., W., Sandra L., S. and M.A., S. (2004) *Mol. Biol of the Cell*, 15, 256-267.
4. Yang H., H., Soung H., J. and Seung H., Y. (2003) *The Journal of Biological Chemistry*, 278, 40581-40589
5. Jens, H., Sayda M., E., Kim, B., Thomas, T. and Klaus, W. (2001) *Journal of Cell Science*, 114, 4557-4565
6. Hannon, G.J. (2002) *RNA interference. Nature*, 418, 244-251
7. Fire, A., Xu, S., Montgomery, M.K., Kostas, S.A., Driver, S.E. and Mello, C.C. (1998) *Nature*, 391, 806-811.

### **Custom siRNA Duplex Synthesis**

Custom siRNA's can be ordered using Gene Link's online search and design proprietary algorithms bound to silence the gene. Customers can also place an order for pre-designed siRNA's. Each siRNA duplex is supplied lyophilized and ready to use after appropriate reconstitution. Please consult and save enclosed 'Order Specifications' sheet, this gives order specific data including the exact nmol quantity supplied of each duplex.

**RNAi Explorer™ Control siRNA Duplexes**

The negative and positive control siRNA duplexes serve as validation for your experiments including monitoring transfection and silencing efficiencies. These are supplied lyophilized.

Control siRNA Duplexes		
Product	Qty	Catalog Number
<b>Negative Controls non-silencing siRNA for human, mouse and rat*</b>		
Negative Control unlabeled, non-silencing	5 nmols	27-6411-05
Negative Control unlabeled, non-silencing	20 nmols	27-6411-20
Negative Control FL labeled, non-silencing	2 nmols	27-6411-02FL
Negative Control FL labeled, non-silencing	10 nmols	27-6411-10FL
Negative Control FL labeled, non-silencing	20 nmols	27-6411-20FL
<b>Positive Controls, Unlabeled</b>		
<b>Verified high efficiency silencing of target gene</b>		
Human Vimentin; NM_003380	5 nmols	27-6412-05
Human Vimentin; NM_003380	20 nmols	27-6412-20
Human Beta Actin; NM_001101	5 nmols	27-6413-05
Human Beta Actin; NM_001101	20 nmols	27-6413-20
Mouse Beta Tubulin; AF312873	5 nmols	27-6414-05
Mouse Beta Tubulin; AF312873	20 nmols	27-6414-20
Rat Chromogranin-A; NM_021655	5 nmols	27-6415-05
Rat Chromogranin-A; NM_021655	20 nmols	27-6415-20
Human GAPDH; NM_002046	5 nmols	27-6416-05
Human GAPDH; NM_002046	20 nmols	27-6416-20
<b>Positive Controls, Fluorescein Labeled</b>		
<b>Verified high efficiency silencing of target gene</b>		
Human Vimentin; NM_003380; FL labeled	2 nmols	27-6412-02FL
Human Vimentin; NM_003380; FL labeled	10 nmols	27-6412-10FL
Human Beta Actin; NM_001101; FL labeled	2 nmols	27-6413-02FL
Human Beta Actin; NM_001101; FL labeled	10 nmols	27-6413-10FL
Mouse Beta Tubulin; AF312873; FL labeled	2 nmols	27-6414-02FL
Mouse Beta Tubulin; AF312873; FL labeled	10 nmols	27-6414-10FL
Rat Chromogranin-A; NM_021655; FL labeled	2 nmols	27-6415-02FL
Rat Chromogranin-A; NM_021655; FL labeled	10 nmols	27-6415-10FL
Human GAPDH; NM_002046; FL labeled	2 nmols	27-6416-02FL
Human GAPDH; NM_002046; FL labeled	10 nmols	27-6416-10FL
Human/Mouse/Rat GAPDH; NM_002046; FL labeled	2 nmols	27-6417-02FL
Human/Mouse/Rat GAPDH; NM_002046; FL labeled	10 nmols	27-6417-10FL

**\*RNAi and siRNA**

RNA interference (RNAi) is a specific and sequence dependent targeted gene silencing activity. RNAi acts by post transcriptional degradation of mRNA by small interfering RNAs (siRNA's) of the same sequence. The silencing approaches 100% and has to be empirically determined and optimized. Not every siRNA can effectively down regulate a gene. The process of RNA interference varies by individual siRNA while some do not exhibit any interference at all.



## Document Warranty and Liability

Information in this document is subject to change without notice. This document and all information presented in this document are written as a guide. Gene Link, Inc. does not warrant this document to be free of errors and assumes no responsibility for any errors that may appear in this document.

Gene Link disclaims all warranties with respect to this document, expressed or implied, including but not limited to those of merchantability or fitness for a particular purpose. In no event shall Gene Link be liable, whether in contract, tort, warranty, or under any statute or on any other basis for special, incidental, indirect, punitive, multiple or consequential damages in connection with or arising from this document, including but not limited to the use thereof.

## Website

As the receipt of information on the Internet is highly dependent upon factors, including without limitations to, the user's computer, browser, operation system, etc., information may be perceived incorrectly. Therefore, Gene Link does not warrant or guarantee that the information contained on its website [www.genelink.com](http://www.genelink.com) is error free.

## Product Warranty and Liability

**Warranty:** Gene Link makes no warranty of any kind, specifically disclaims and excludes all other warranties of any kind or nature, directly or indirectly, express or implied, including, without limitation, as to the suitability, productivity, durability, fitness for a particular purpose or use, merchantability, condition, or any other matter with respect to Gene Link products. Gene Link products are for research purposes only including custom products. There is no warranty or claim of its performance for any specific research application. All Gene Link products are guaranteed to meet or exceed the specifications stated. Each Gene Link product is shipped with documentation stating specifications and other technical information. If the product fails to meet the stated specifications the sole remedy is prompt replacement by Gene Link or within 30 days of purchase a refund of the purchased price.

**Liability:** Under no circumstances shall Gene Link be liable for any damages directly or indirectly related to Gene Link's products and services. Whether direct, incidental, foreseeable, consequential, or special ( including but not limited to loss of use, revenue or profit), whether based upon warranty, contract, tort (including negligence) or strict liability arising in connection with the sale or the failure of Gene Link products to perform in accordance with the stated specifications.

**Research Use Only.** Not for use in diagnostic or clinical procedures.

Notice to Purchaser: The purchase of this product conveys to the purchaser the limited, non-transferable right to use the purchased amount of the product only to perform internal research for the sole benefit of the purchaser. No right to resell this product or any of its components is conveyed expressly, by implication, or by estoppel. This product is for internal research purposes only and is not for use in commercial applications of any kind, including, without limitation, quality control and commercial services such as reporting the results of purchaser's activities for a fee or other form of consideration. For information on obtaining additional rights, please contact [sales@genelink.com](mailto:sales@genelink.com).

© 2020 Gene Link Inc. All rights reserved.

The trademarks mentioned herein are the property of their respective owners.

Gene Link, Inc.

Email: [support@genelink.com](mailto:support@genelink.com)  
[www.genelink.com](http://www.genelink.com)